



Irish Survey of Student Engagement National Report 2019

Executive Summary
Achoimre Feidhmiúcháin



Executive Summary

Introduction


StudentSurvey.ie (Irish Survey of Student Engagement) invites responses from first year undergraduate, final year undergraduate, and taught postgraduate students in 27 higher education institutions in Ireland. There is a second survey, which is designed for postgraduate research (PGR) students (including Masters by research and doctoral degree students). The PGR StudentSurvey.ie runs every two years.

For the purposes of StudentSurvey.ie, student engagement reflects two key elements. The first is the amount of time and effort that students put into their studies and other educationally beneficial activities. The second


is how institutions deploy resources and organise curriculum and learning opportunities to encourage students to participate in meaningful activities linked to learning.

In interpreting the data that is provided by StudentSurvey.ie, higher education institutions should work collaboratively with students, ensuring that students are involved in translating the data that they have generated in the first instance. All institutions should ensure that they work with students to close the feedback loop through visible reporting on the findings of the previous years' surveys, if they are to continue to engage students in the process.


Irish Survey of Student Engagement



First Year Undergraduate



Final Year Undergraduate



Taught Postgraduate

Irish Survey of Student Engagement for Postgraduate Research Students



Research Postgraduate

Structure of the survey

The survey consists of 67 questions, grouped by the engagement indicator to which they relate. Most questions relate to a specific engagement indicator. The scores for each indicator are calculated from responses to the multiple questions that relate to that indicator. The indicators are listed in the graphic below. There are also questions that do not directly relate to a specific indicator but that are included in the survey because of their contribution to a broad understanding of student engagement.


This report presents results from the latest fieldwork of StudentSurvey.ie. The same set of questions has been used since 2016. This current question set will be used for the foreseeable future, although there will be periodic reviews. Those interested in the statistical testing of the StudentSurvey.ie data, or in consulting the full set of questions, are directed to www.studentsurvey.ie.

The survey responses are collected for each participating higher education institution by a survey company. The data are aggregated to national results and it is these national-level results that are presented in this report. Responses for each individual institution are returned to that institution for local analysis at the level of institution/ faculty/ school/ college/ department, etc.

Response rates and demographics

A total of 40,558 students responded to the 2019 survey, which represents a national response rate of 29.3%. This is the highest response rate to StudentSurvey.ie to date. The respondents consist of 19,557 first year undergraduate students, 13,951 final year undergraduate students and 7,050 taught postgraduate students.

With regard to response rate, a key consideration is that students will respond to the survey when it is clear to them that their higher education institution as a whole and the staff they encounter on a regular basis value the resulting data and do something/ intend to do something with it. Communication of analysis undertaken, results considered, and actions taken are essential for the continued participation in and support for the survey by students.



40,558

students responded to the 2019 survey

Higher Order Learning

Reflective and Integrative Learning

Quantitative Reasoning

Learning Strategies

Collaborative Learning

Student-Faculty Interaction

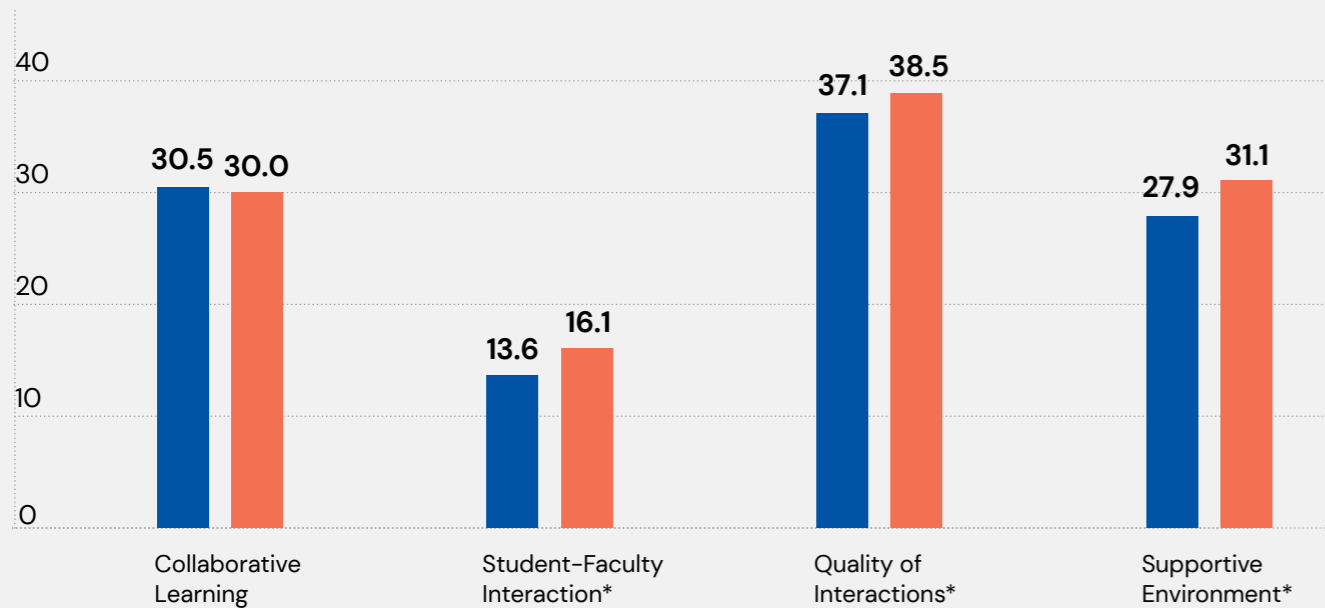
Effective Teaching Practices

Quality of Interactions

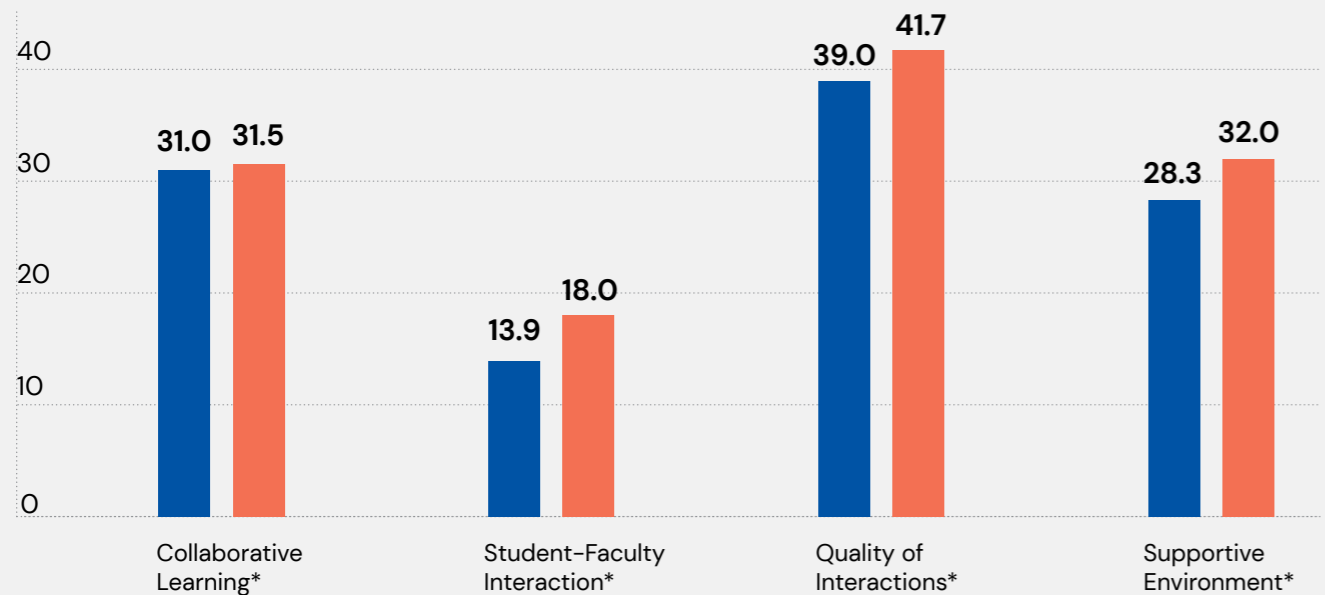
Supportive Environment

Other (non-indicator) Question Items

2016



2019



● Irish Domiciled ● Internationally Domiciled

*The difference is statistically significant.

Fig. 4.2 Irish domiciled and internationally domiciled students' scores for *Collaborative Learning*, *Student-Faculty Interaction*, *Quality of Interactions* and *Supportive Environment*, 2016 and 2019

Results of the survey

Chapter 2

Responses to related questions are presented for each engagement indicator in Chapter 2. Responses to questions that do not directly relate to a specific indicator but that are included in the survey because of their contribution to a broad understanding of student engagement are also presented here.

Chapter 3

Chapter 3 builds on the national results of StudentSurvey.ie presented in Chapter 2 by exploring the differences between the groups of students by the following characteristics:

- Cohort
- Institution type
- Mode of study
- Programme type
- Field of study
- Gender
- Age group
- Country of domicile

Chapter 4

Chapter 4 provides an early investigation into the experience of internationally domiciled students in higher education in Ireland in 2016 and 2019. The focus on 2016 and 2019 is timely in that the two points coincide with the beginning and late stages of the current internationalisation strategy, *Irish Educated, Globally Connected – An International Education Strategy for Ireland 2016–2020*.

Chapter 4 builds on the interesting differences highlighted in Chapter 3 between Irish domiciled and internationally domiciled students in relation to the following engagement indicators:

1. *Collaborative Learning*: The extent to which students collaborate with peers to solve problems or to master difficult material, thereby deepening their understanding.
2. *Student-Faculty Interaction*: The extent to which students interact with academic staff.

3. *Quality of Interactions*: Students' experience of supportive relationships with a range of other people on campus, thereby contributing to students' ability to find assistance when needed and to learn from and with those around them.

4. *Supportive Environment*: Students' perceptions of how much their higher education institution emphasises services and activities that support their learning and development.

5. *Overall Experience*: Respondents' evaluation of their entire educational experience, and whether or not they would go to the same institution again.


There were no statistically significant differences between Irish domiciled and internationally domiciled students for *Collaborative Learning* in 2016. In terms of *Student-Faculty Interaction*, internationally domiciled students had higher indicator scores than Irish domiciled students in both 2016 and 2019. While there is little difference for Irish domiciled students across these years (13.6 in 2016 compared to 13.9 in 2019), the average score of the internationally domiciled students increased from 16.1 in 2016 to 18.0 in 2019. For *Quality of Interactions*, increased indicator scores are noted for both Irish domiciled and internationally domiciled students over time. Lastly, in terms of *Supportive Environment*, the findings show that internationally domiciled students had higher indicator scores in 2016 and 2019 when compared to the Irish domiciled students. These findings suggest that internationally domiciled students are experiencing higher levels of engagement on these measures than their Irish domiciled peers, with increases noted over time.

Next steps

StudentSurvey.ie is a valuable component of the Irish higher education sector and has the power to improve the lived experience of current and future undergraduate and taught postgraduate students. This would contribute to an improved environment for all members of the higher education community.

There are many more possibilities for further analysis of the data than can be carried out by participating institutions and/ or the central StudentSurvey.ie project management function. Third-party researchers/ organisations and other interested parties are encouraged to contact the Project Manager at info@studentsurvey.ie to discuss these possibilities or to propose ideas for future research. Additionally, the StudentSurvey.ie datasets are archived annually with the Irish Social Sciences Data Archive and may be accessed by request.

The rebranding of Irish Survey of Student Engagement and Irish Survey of Student Engagement for Postgraduate Research Students to StudentSurvey.ie and PGR StudentSurvey.ie (respectively) was completed and launched in October 2019. The website now contains a profile for each higher education institution, which includes information such as survey dates, contact details for the leaders of StudentSurvey.ie on campus, and a repository of good practice for survey fieldwork, data analysis and closing the feedback loop to emerge from that institution. This will showcase the work being done by students and staff, and will provide all StudentSurvey.ie practitioners with ideas, inspiration and cautionary tales that they can apply in their own institutions.



Brand New

Our new brand and website launched in October 2019, studentsurvey.ie

Achoimre Feidhmiúcháin

Réamhrá


Iarrann StudentSurvey.ie (Suirbhé na hÉireann ar Rannpháirtíocht na Mac Léinn) ar mhic léinn fochéime sa chéad bhliain, sa bhliain deiridh, agus ar iarchéimithe ar chlár mhúinte i 27 institiúid ardoideachais in Éirinn an suirbhé a líonadh. Tá suirbhé eile ann atá dírithe ar mhic léinn taighde iarchéime (PGR) (lena n-áirítear Máistreacht taighde agus mic léinn dochtúireachta). Eagraítear suirbhé PGR StudentSurvey.ie gach dara bliain.

Chun críocha StudentSurvey.ie, léiríonn rannpháirtíocht na mac léinn dhá phríomheilimint. Ar an gcéad dul síos, léirítear an méid ama agus dua a chaitheann mic léinn lena gcuid staidéir agus le gníomhaíochtaí tairbheacha oideachais eile. Ar an dara dul síos, léirítear conas a bhaineann institiúidí


feidhm as acmhainní agus conas a eagraíonn siad deiseanna curaclaim agus foghlama chun mic léinn a spreagadh páirt a ghlacadh i ngníomhaíochtaí fiúntacha atá nasctha leis an bhfoghlaim.

Is cóir d'institiúidí ardoideachais oibriú i gcomhar le mic léinn agus iad i mbun anailíse ar na sonraí a chuirfidh StudentSurvey.ie ar fáil, chun a chinntiú go mbíonn na mic léinn páirteach san anailís a dhéantar ar na sonraí a chuir siad féin ar fáil i dtosach báire. Is cóir do gach institiúid a chinntiú go n-oibríonn siad le mic léinn chun lúb an aiseolais a dhúnadh trí thuairisciú feiceálach a dhéanamh ar thorthaí suirbhéanna ó bhlianta eile, má tá siad chun leanúint le mic léinn a spreagadh le bheith páirteach sa phróiseas.

Suirbhé na hÉireann ar Rannpháirtíocht na Mac Léinn




Mic léinn fochéime sa chéad bhliain



Mic léinn fochéime sa bhliain deiridh



Mic léinn iarchéimithe



Mic léinn taighde iarchéime

Suirbhé na hÉireann ar Rannpháirtíocht na Mac Léinn do Mhic Léinn Taighde Iarchéime

Struchtúr an tsuirbhé

Tá 67 ceist sa suirbhé, atá rangaithe de réir an táscaire rannpháirtíochta lena mbaineann. Baineann formhór na gceisteanna le táscaire rannpháirtíochta ar leith. Déantar an scór do gach táscaire a ríomh ó na freagraí ar na ceisteanna éagsúla a bhaineann leis an táscaire sin. Féach thíos na táscairí a úsáidtear. Tá ceisteanna ann chomh maith nach mbaineann go sonrach le táscaire ar leith ach a chuirtear san áireamh sa suirbhé de bhrí go gcuireann siad le tuiscint níos leithne a fháil ar rannpháirtíocht na mac léinn.


Cuireann an tuarascáil seo na torthaí is deireanaí ó obair allamuigh StudentSurvey.ie ar fáil. Tá na ceisteanna céanna in úsáid ó 2016 i leith. Úsáidfean na ceisteanna reatha seo go ceann i bhfad, cé go ndéanfar athbhreithnithe tréimhsiúla orthu. Iarrtar orthu siúd ar spéis leo tástáil staitistiúil shonraí StudentSurvey.ie, nó na ceisteanna ar fad a léamh, dul chuig www.studentsurvey.ie.

Bailíonn comhlacht suirbhéireachta freagraí an tsuirbhé do gach institiúid ardoideachais atá rannpháirteach. Déantar na sonraí a chomhbhailiú le torthaí náisiúnta agus is iad na torthaí ar leibhéal náisiúnta a chuirtear i láthair sa tuarascáil seo. Cuirtear freagraí ó gach institiúid aonair ar ais chuig an institiúid sin chun anailís áitiúil a dhéanamh orthu ag leibhéal na hinstiúide/na dáimhe/na scoile/an choláiste/na roinne, etc.

Rátaí freagartha agus déimeagrafaic

D'fhreagair 40,558 mac léinn san iomlán suirbhé 2019, agus is ionann sin agus ráta freagartha náisiúnta 29.3%. Tá an ráta freagartha seo ar an ráta freagartha is airde go dtí seo a bhí ag StudentSurvey.ie. I measc na bhfreagróirí bhí 19,557 mac léinn fochéime sa chéad bhliain, 13,951 mac léinn fochéime sa bhliain deiridh agus 7,050 iarchéimí ar chlár mhúinte.

Maidir leis an ráta freagartha, is fiú a thabhairt san áireamh go bhfreagróidh mic léinn an tsuirbhé nuair is léir dóibh go bhfuil meas ag a n-institiúid ardoideachais ar an iomlán agus ag an bhfoireann a mbíonn teagmháil rialta acu leo ar thorthaí an tsuirbhé agus go ndéantar rud éigin leo/ go bhfuil rún acu rud éigin a dhéanamh leo. Is den riachtanas atá sé go gcuirtear an anailís a dhéantar, an plé a dhéantar ar na torthaí, agus na gníomhartha a ghlactar, in iúl chun leanúint le rannpháirtíocht na mac léinn sa suirbhé agus go dtacóidh na mic léinn leis an tsuirbhé.


40,558

a d'fhreagair an suirbhé i 2019

Foghlaim Ard-oird

Foghlaim Mhachnamhach agus Chomhtháiteach

Réasúnaíocht Chainníochtúla

Straitéisí Foghlama

Foghlaim Chomhoibríoch

Idirghníomhaíocht idir Mic Léinn agus an Dámh

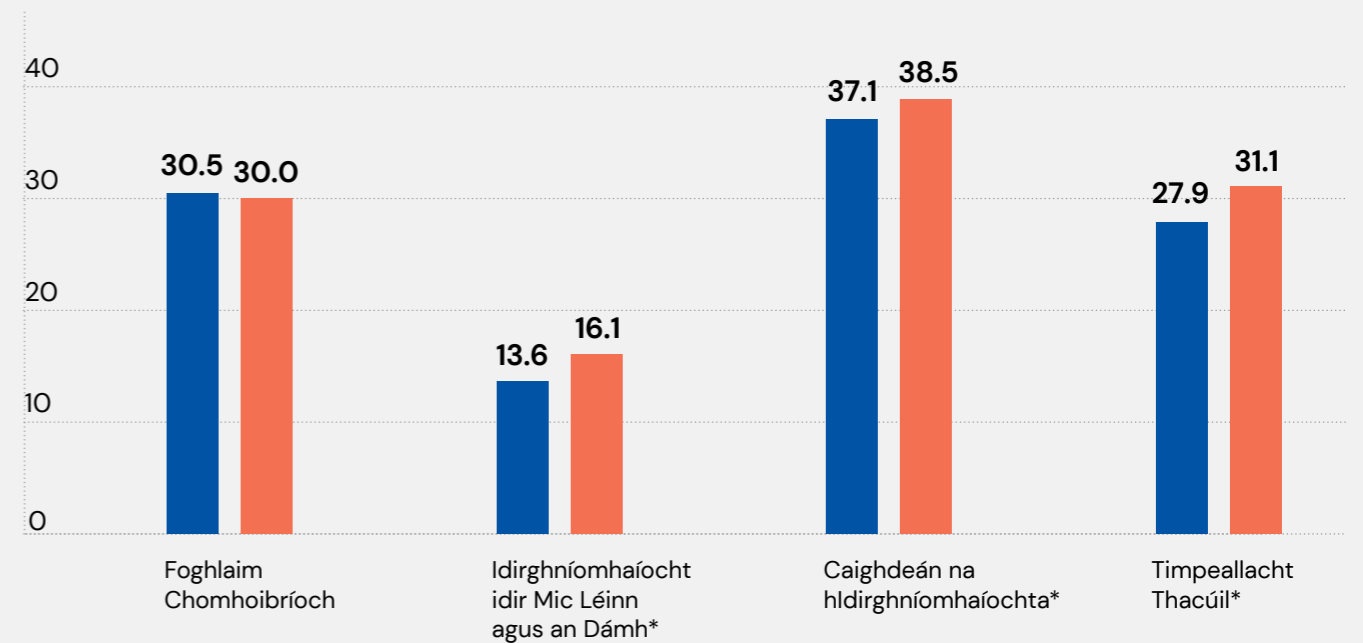
Teagasc Éifeachtach

Caighdeán na hIdirghníomhaíochta

Timpeallacht Thacúil

Ceisteanna eile (nach mbaineann le táscaire ar leith)

2016



2019

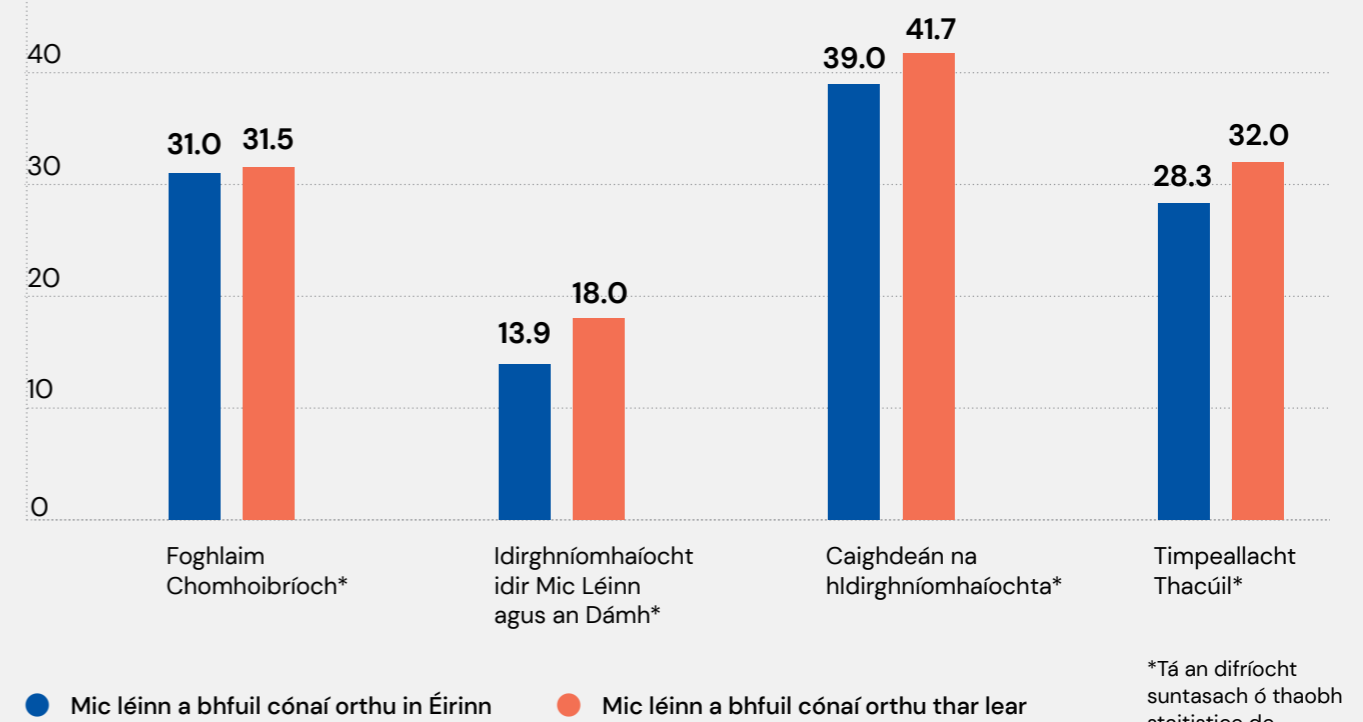


Fig. 4.2 Scóir na mac léinn a bhfuil cónaí orthu in Éirinn agus na mac léinn a bhfuil cónaí orthu go hidirnáisiúnta i dtaca le *Foghlaim Chomhoibríoch*, *Idirghníomhaíocht idir Mic Léinn agus an Dámh*, *Caighdeán na hIdirghníomhaíochta* agus *Timpeallacht Thacúil*, 2016 agus 2019

Torthaí an tsuirbhé

Caibidil 2

Déantar freagraí na gceisteanna cuí do gach táscaire rannpháirtíochta a léiriú i gCaibidil 2. Déantar freagraí do cheisteanna nach mbaineann go díreach le táscaire ar leith ach a chuirtear san áireamh sa suirbhé de bharr go gcuireann sé le tuiscint níos leithne a fháil ar rannpháirtíocht na mac léinn a chur i láthair anseo freisin.

Caibidil 3

I gCaibidil 3 tugtar tuilleadh eolais faoi thorthaí náisiúnta StudentSurvey.ie a léirítear i gCaibidil 2 trí iniúchadh a dhéanamh ar na difríochtaí idir na grúpaí éagsúla mac léinn de réir na dtréithe seo a leanas:

- Cohórt
- Cineál institiúide
- Modh staidéir
- Cineál cláir
- Réimse staidéir
- Inscne
- Aoisghrúpa
- Tír chónaithe

Caibidil 4

I gCaibidil 4 tugtar réamhléargas ar eispéireas na mac léinn a bhfuil cónaí orthu go hidirnáisiúnta in ardoideachas in Éirinn sa bhliain 2016 agus 2019. Is tráthúil go ndírítear ar 2016 agus 2019 mar go dtarlaíonn sé go bhfuil an dá phointe eolais seo ag teacht leis na chéad chéimeanna agus na céimeanna deireanacha den straitéis idirnáisiúnta reatha, Oilte in Éirinn, Nasctha ar fud an Domhain – Straitéis Oideachais Idirnáisiúnta d'Éirinn 2016–2020.

I gCaibidil 4 tógta ar na difríochtaí spéisiúla a léirítear i gCaibidil 3 idir mic léinn a bhfuil cónaí orthu in Éirinn agus mic léinn a bhfuil cónaí orthu go hidirnáisiúnta i ndáil leis na táscairí rannpháirtíochta seo a leanas:

1. *Foghlaim Chomhoibríoch*: An méid a chomhoibríonn mic léinn agus piaraí le chéile chun fadhbanna a réiteach nó chun an lámh in uachtar a fháil ar ábhar deacair agus ar an mbealach sin neartaíonn an tuiscint atá acu.

2. *Idirghníomhaíocht idir Mic Léinn agus an Dámh*: An méid idirghníomhaíochta a bhíonn idir mic léinn agus an fhoireann acadúil.

3. *Caighdeán na hIdirghníomhaíochta*: Taithí na mac léinn ar chaidrimh thacúla le réimse daoine eile ar an gcampas, agus dá bhrí sin ag cuidiú le cumas na mac léinn tacaíocht a lorg nuair is gá agus foghlaim ó na daoine timpeall orthu agus in éindí leo.

4. *Timpeallacht Thacúil*: Tuairimí na mac léinn maidir leis an mbéim a chuireann a n-institiúid ardoideachais ar sheirbhísí agus ar ghníomhaíochtaí a thacaíonn lena bhfoghlaim agus lena bhforbairt.

5. *Taithí ar an iomlán*: Meastóireacht na bhfreagróirí ar a n-eispéireas oideachais ar an iomlán, agus féachaint an ngabhfaidís chuig an institiúid chéanna arís nó nach ngabhfaidh.


Níor léiríodh aon difríochtaí suntasacha ó thaobh staitistice de idir mic léinn a bhfuil cónaí orthu in Éirinn agus mic léinn a bhfuil cónaí orthu go hidirnáisiúnta maidir le *Foghlaim Chomhoibríoch* i 2016. Maidir le *hIdirghníomhaíocht idir Mic Léinn agus an Dámh*, bhí scór níos airde ag mic léinn a bhfuil cónaí orthu go hidirnáisiúnta ná mar a bhí ag mic léinn a bhfuil cónaí orthu in Éirinn in 2016 agus in 2019 araon. Cé nach bhfuil mórán difríochta ann do mhic léinn a bhfuil cónaí orthu in Éirinn thar na blianta seo (13.6 in 2016 i gcomparáid le 13.9 in 2019), tháinig ardú ar mheánscór na mac léinn a bhfuil cónaí orthu go hidirnáisiúnta ó 16.1 in 2016 go dtí 18.0 in 2019. Maidir le *Caighdeán na hIdirghníomhaíochta*, tugtar suntas don ardú a tháinig ar an scór i dtaca le mic léinn a bhfuil cónaí orthu in Éirinn agus go hidirnáisiúnta in imeacht ama. Ar deireadh, ó thaobh *Timpeallacht Thacúil*, léiríonn na torthaí go bhfuil scór níos airde ag mic léinn a bhfuil cónaí orthu go hidirnáisiúnta in 2016 agus in 2019 nuair a chuirtear i gcomparáid iad le mic léinn a bhfuil cónaí orthu in Éirinn. Tugtar le fios sna torthaí go bhfuil rannpháirtíocht níos airde leis na bearta seo ag mic léinn a bhfuil cónaí orthu go hidirnáisiúnta ná a gcuid piaraí Éireannacha, agus tugtar faoi deara go bhfuil sé ag ardú leis in imeacht ama.

Na chéad chéimeanna eile

Is gné luachmhar atá in StudentSurvey.ie in earnáil ardoideachais na hÉireann agus d'fhéadfadh sé feabhas a chur ar thaithí na mac léinn fochéime agus na mac léinn taighde iarchéime reatha agus amach anseo. Chuideodh a leithéid le timpeallacht níos fearr a chruthú agus rachadh sé sin chun sochair do gach duine in institiúidí ardoideachais.

Tá go leor féidearthachtaí ann d'institiúidí rannpháirteacha agus/nó d'fheidhm bhainistíochta tionscadail lárnach StudentSurvey.ie chun anailís bhreise a dhéanamh ar na sonraí. Iarrtar ar thaighdeoirí/eagraíochtaí tríú páirtí agus ar pháirtithe leasmhara teagmháil a dhéanamh leis an mBainisteoir Tionscadail ag info@studentsurvey.ie chun na féidearthachtaí seo a phlé nó chun smaointe a mholadh le haghaidh taighde amach anseo. Ina theannta sin, cuirtear tacair shonraí StudentSurvey.ie i gcartlann le Cartlann Sonraí Eolaíochtaí Sóisialta na hÉireann uair sa bhliain agus is féidir rochtain a fháil orthu ach iarratas a dhéanamh.

Cuireadh an athbhrandáil ar Shuirbhé na hÉireann ar Rannpháirtíocht na Mac Léinn agus ar Shuirbhé na hÉireann ar Rannpháirtíocht na Mac Léinn do Mhic Léinn Taighde Iarchéime go StudentSurvey.ie agus PGR StudentSurvey.ie (faoi seach) i gcrích agus seoladh é i mí Dheireadh Fómhair 2019. Tá próifíl le fáil anois ar an láithreán gréasáin do gach institiúid ardoideachais, a chuimsíonn eolas maidir le dátaí suirbhéanna, sonraí teagmhála cheannairí StudentSurvey.ie ar an gcampas, agus taisclann dea-chleachtais d'obair allamuigh na suirbhéanna, d'anailísíú sonraí agus chun lúb an aiseolais a bhaineann leis an institiúid sin a dhúnadh. Léireoidh sé seo an obair atá ar bun ag mic léinn agus ag comhaltaí foirne, agus cuirfidh sé smaointe, inspioráidí agus scéalta forálacha ar féidir leo a chur i bhfeidhm ina n-institiúid féin, ar fáil do lucht StudentSurvey.ie.



Nua

Seoladh an athbhrandáil agus suíomh idirlíona nua i mí Dheireadh Fómhair 2019 – studentsurvey.ie



studentsurvey.ie